

Product Brochure

Connecting Acute Care Teams for Faster, Smarter Clinical Decisions



1 About Us

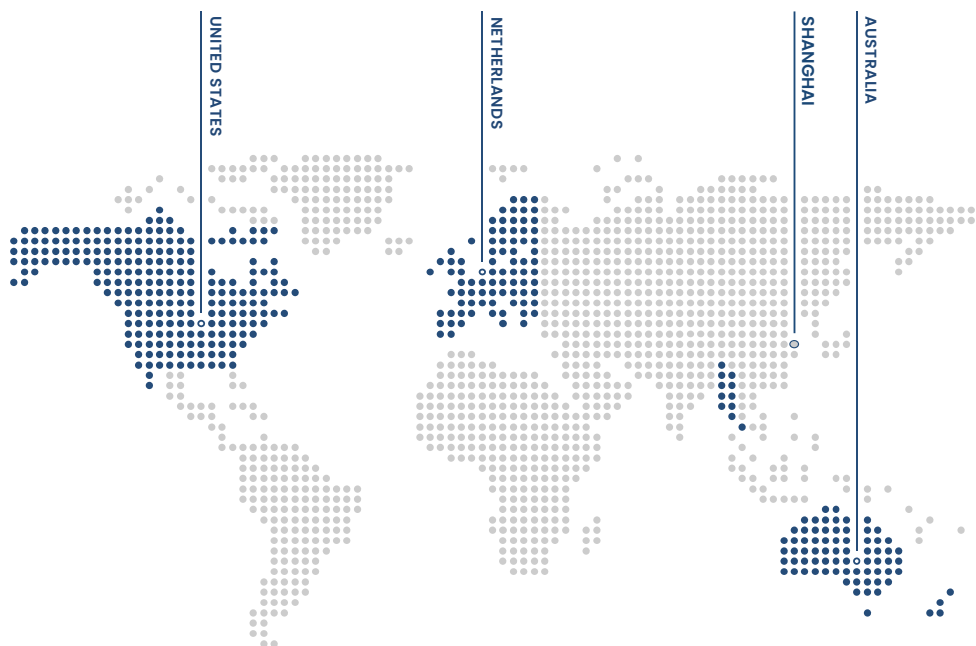
| Where we come from

Nicolab was founded in 2015 with deep roots in clinical research. Our team brings together researchers, developers, and medical specialists with one shared goal: to improve emergency care. From day one, we've built solutions for physicians, by physicians, ensuring that everything we create is clinically relevant and designed to meet real-world needs.

| Our Mission

At Nicolab, we empower healthcare professionals in emergency settings by providing vital information when it matters most. We strive to reduce delays and ease the burden on medical teams to enable fast, confident decisions that save lives.


Our ultimate goal? To give every patient the best chance for a full recovery and to give every healthcare professional clarity, speed and peace of mind.



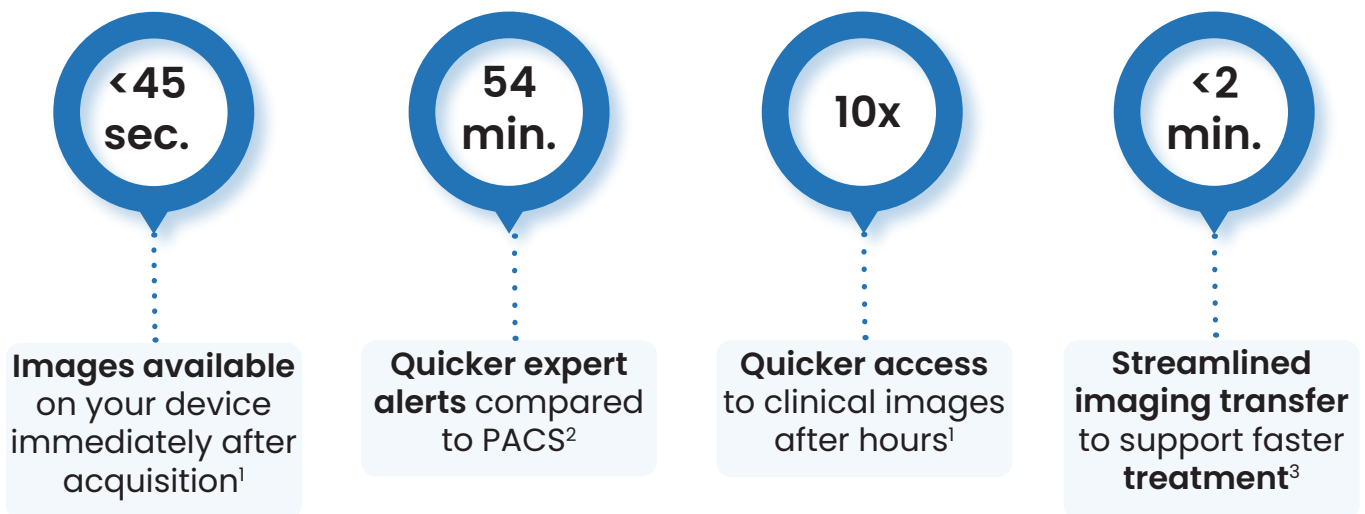
2 Nicolab Assist: Intuitive mission-critical communication tool

Nicolab Assist is a secure, scalable tool for real-time sharing of medical images, reports, ECGs, videos and other essential data. Built for acute care, it enables healthcare teams to instantly access and evaluate information using the viewer certified for diagnostic use, no matter where they are, when every second counts.

Whether it's stroke, trauma, or another emergency, Nicolab Assist supports timely, informed decisions. It streamlines access to information and clinical communication. The result: the right care, hassle-free, and fast.



| Impact on workflow



¹Median times of 5 hospitals over a period of 30-days, 2024. Data on file at Nicolab. ²FDA K200873. ³Dependent upon internet access and coverage area. Exceptions to availability are during software updates.

3 Key Benefits and Features

Improved Workflow Efficiency

Nicolab Assist helps streamline acute workflows accross hospital networks, enabling to achieve more with less.



Faster time to treatment ⁴:

Seamless Imaging Access: Stream DICOM images within seconds.⁵

Mobile & Remote Access: The benefits of the cloud to seamlessly access patient data regardless of your location.

Intuitive app: provides clear navigation, instant access to critical data, seamless collaboration in an easy-to-use interface.

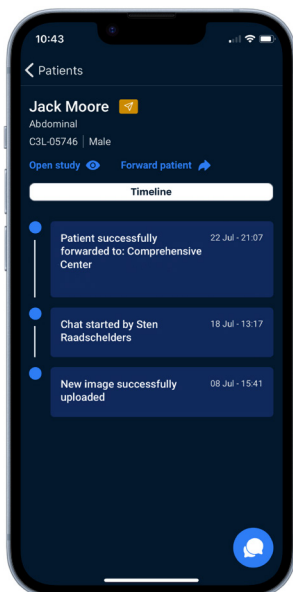
Integrated Communication Workflow:

Instant notifications: Stay updated and informed about critical patient information.

Real-Time screen-sharing: Revieweing imaging data for quick decision-making between healthcare providers.

Patient forwarding: Forward images to the networking center in two clicks. All patient data is shared securely within 2minutes.⁶

In-app, secure messaging: GDPR and HIPAA compliant chat feature for instant alignment with your team accross different departments.



⁴Innovation impulse study - Amsterdam UMC Hub and Spoke network; unpublished data. ⁵Requires wi-fi connection or 4G / 5G connectivity,subject to device requirements. ⁶Dependent upon internet access and coverage area. Exceptions to availability are during software updates.

| On-the-Go Viewer

Stream full DICOM series in less than 45 seconds, no matter where you are. Your always-on portable mini-PACS.



FDA/CE/TGA-cleared: Nicolab Assist features a zero-footprint DICOM viewer for diagnostic use on mobile devices

On-the-Go Access: Healthcare professionals can securely access and interpret images offering full flexibility, mobility and efficiency

Comprehensive tool: Award-winning viewer with set of tools to navigate, analyze and interpret images (MPR, 3D volumes, MIPs, ...)

| Scalable Solution

Nicolab Assist is a future-proof imaging solution that scales with your workflow and evolves to meet future needs.



Cloud-based Software: Eliminates need for extra hardware and reduce local maintenance efforts.

Interoperable platform: Nicolab Assist grows with the needs of healthcare providers, adapting to increasing demand.

Integration flexibility: Possibility to integrate AI solutions such as Nicolab's StrokeViewer AI for enhanced diagnostics.

Secure: HIPAA, GDPR and ISO compliant to access medical imaging without managing traditional PACS viewers

4 Implementation and Support

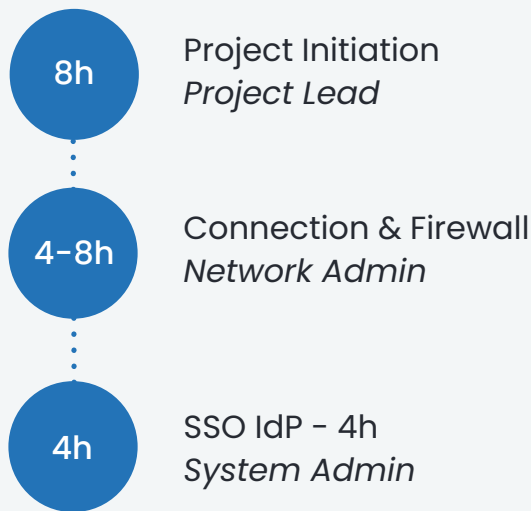
| Lead Time to Go-Live

At Nicolab, we strive to deliver the highest value and impact to the daily practice of our users to ensure they get the most value from our platform.

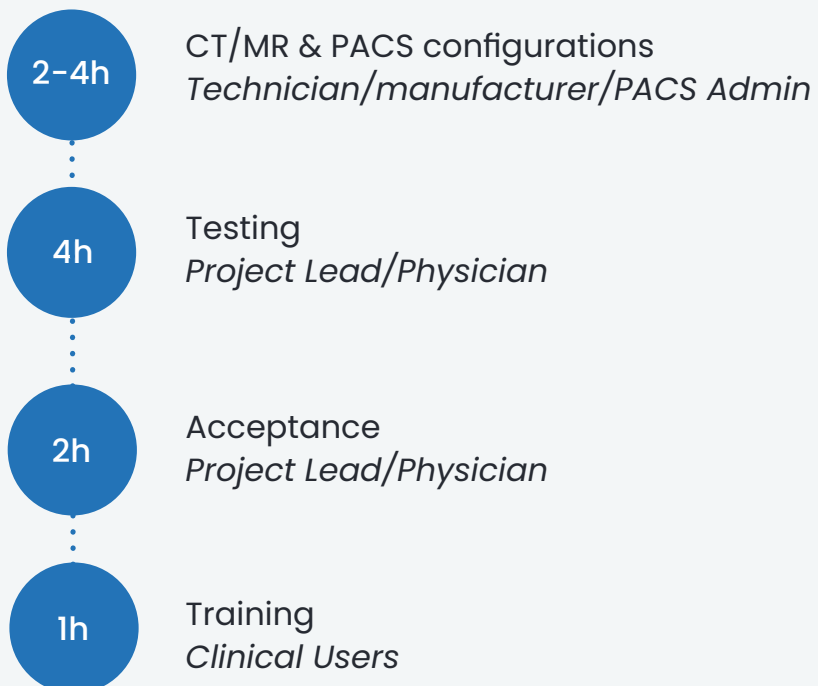
Lead Time: 4-6 weeks

Average time spent: 24-30h

IT Department



Clinical Personnel



Nicolab Insights

Our team provides insights and analytics to further enhance your regional service. Rely on Nicolab's expert to help you enhance:

- ▶ **Operational Efficiency**
- ▶ **Quality and protocols**
- ▶ **Patient outcomes**
- ▶ **Financial Benefits**



Dedicated Support

Whether you need assistance with Nicolab Assist or have any other questions, our team of technical and clinical experts are here to help you:

- ▶ **24/7 Ongoing multi-lingual support**
- ▶ **Test new features and discuss product innovation**
- ▶ **Customised live, virtual or on-demand trainings**
- ▶ **Custom reporting and analytics**



Download the App



Get In Touch



Customer Support

Europe: +31 20 244 0852

Australia: 1800 642 652



Headquarters

Paasheuvelweg 25,
wing B6

1105BP, Amsterdam



Email

info@nicolab.com



Website

www.nicolab.com